coolrooms & freezer rooms

What is the Matrix II System?

BROMIC

Matrix II is an innovative modular coolroom and freezer room system being the result of a significant research effort involving professional refrigeration experts from several countries.
It offers practical and professional solutions to the conservation and storage needs of hotels, restaurants, catering companies, shops and industrial kitchens.
The **Matrix II** range was developed to combine:

- Aesthetics and quality
- Ease of transport and assembly
- Economical price and low energy consumption
- Easy maintenance
- Energy saving panels (polyurethane)

Matrix II by BROMIC REFRIGERATION

Modular

Environment and Service

Matrix II is manufactured from environmentally friendly materials using cutting edge machinery that ensures permanent levels of quality. Panels are packed flat ready for shipping and assembly.
Technical data sheets, which provide full information on all of our products, are available to our customers. If you require information, please consult our technical services department

CFC FREE

Assembly + Disassembly

Our coolrooms and freezer rooms are assembled from the inside, allowing you to take maximum advantage o f the available space and height.
The 85cm wall and roof modules clip together. Assembly time is reduced and manpower is kept to a minimum.
The modules are assembled with cam locks consisting of an anticorrosion cam and pin, mounted on a highly resistant resin box, allowing a quick and easy assembly, avoiding the need to do any cutting

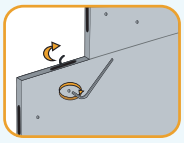

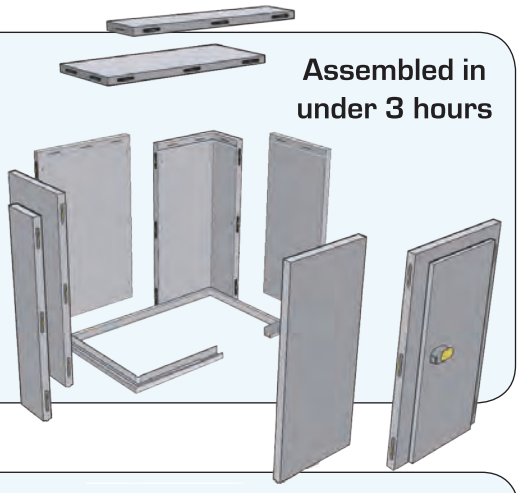

Assembled in under 3 hours

Doors pre-assembled

Panels and Doors

The panels and doors of the entire Matrix II System is manufactured in the same way as the panels. The outer face is galvanised sheet steel lacquered in 0.5mm (white, reference 1006, similar to RAL 9002.) Between the two steel plates, a rigid **polyurethane** foam is injected with a 40 W-2 kg/ m density and a 85mm thickness, free from CFCs and HCFCs. During manufacture, reinforced plastic casings are fitted for assembly with the vertical and floor panels.

Pressure Balancing Valve (for negative temperature rooms)

A difference in the interior and exterior temperatures of the coolroom causes a vacuum effect, making it difficult to open the door.
The pressure balancing valve equalises these pressures, and removes the vacuum effect for easy door opening and closing.

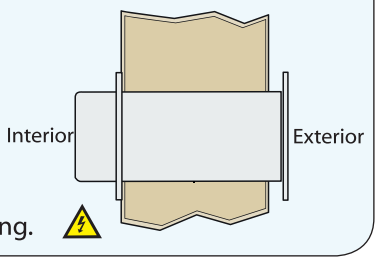

Heated Door Frame (for negative temperature rooms)

To prevent frosting around the door seals, the Matrix II freezer room comes standard with a heating circuit around the door frame, ensuring easy opening and closing.

NB: Contains electric 240volt heating element that must be connected by a licenced contractor

Matrix II Modular Coolroom

STANDARD (No floor)

Bell included

Internal coving included

Made in Europe

Hinge mechanism (left opening)

Inside Latch

Inside safety latch

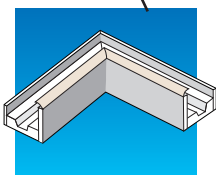

U-Channel supplied for floor sealing

Outside latch and lock

The Matrix II Cool room is ideal for small and large spaces and is the perfect solution when a refrigerator is no longer enough. Extremely efficient and versatile.

Door

- High density 85mm polyurethane insulated door
- Wide door opening for easy access (door opening 1900mm x 800mm)
- Standard Right hinge. Reversible. Lift up hinge.

General Room Information

- Matrix II without floor can be used for coolroom only (positive temperature)
- Modules are fixed together with cam locks - no need to cut/screw or glue panels together
- Cam locks are protected against corrosion and secured inside high resistance pvc boxes
- Quick and easy assembly or dismantling if relocating with internal coving for easy cleaning
- Audible bell included
- White powder coated galvanised steel cladding is used on the vertical walls and roof
- 85mm Polyurethane panels

Floor

- Utilises existing room floor (ensure floor is level)
- Supplied with U-channel for sealing
- All you require is a flat, solid level surface
- Coving included

Optional extras (POA)

- Choice of Chiller refrigeration system - see page 53
- Shelving - see page 57
- Strip curtain (Product Code: 3735560)
- Installation (POA)

These rooms are not designed to be installed outdoors

PORTABLE RELOCATEABLE

These rooms can be quickly and simply dissassembled for transportation to another location

ASSEMBLY IN UNDER 3 HOURS

Assembly is done within the coolroom. This is perfect for full usage of room height whilst taking maximum advantage of the available space. The modules are assembled with cam locks consisting of a corrosion-proof cam and pin allowing quick and easy assembly within 3 hours.

See page 54 for matching "Refrigeration Unit to Coolroom Size"

BROMIC

Matrix II Modular Coolroom
STANDARD (No floor)

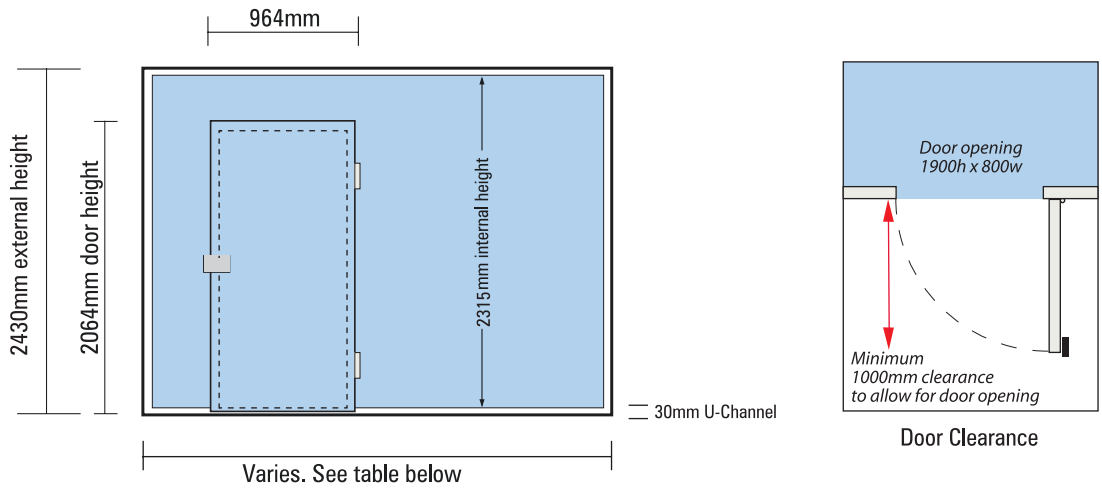

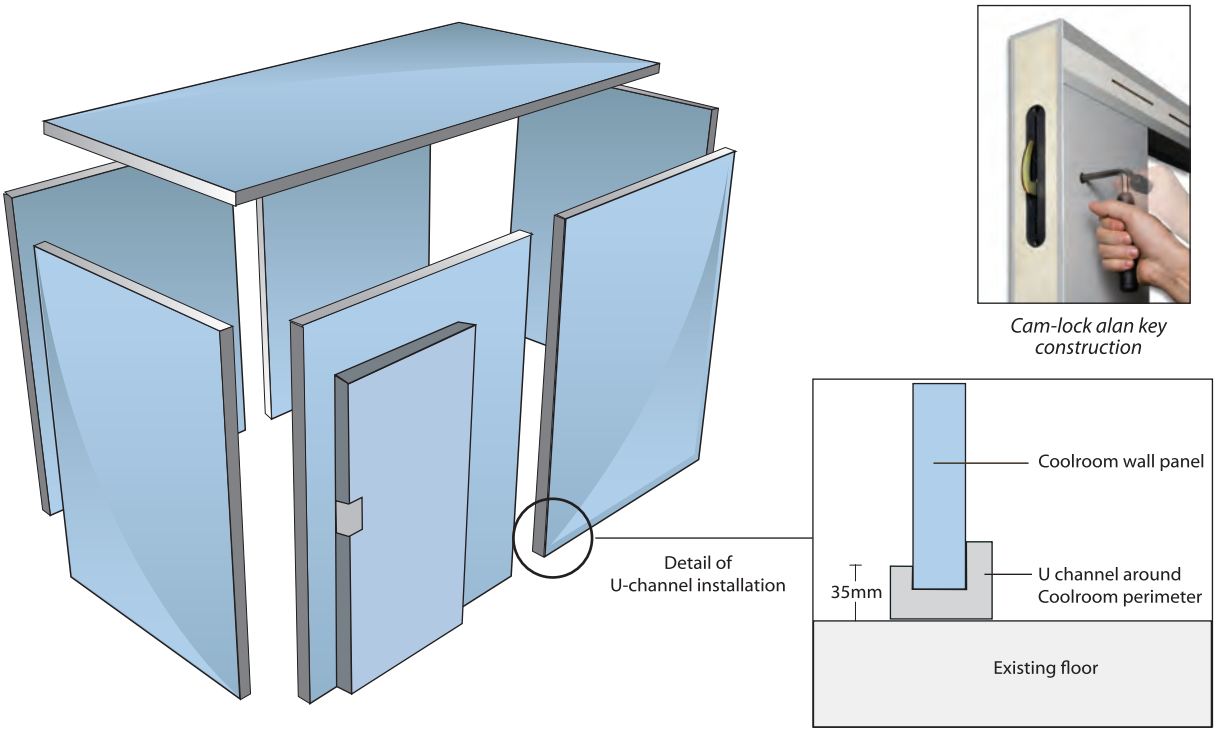

Call **1300-BROMIC** for professional installation (POA) See page 56 for Coolroom Pre-Installation Checklist.
BROMIC can arrange a professional site survey in most Australian metro areas (POA)

WARRANTY 5 yr PANELS ONLY

Matrix II Modular Coolroom WITHOUT Floor

	M2CR1814	M2CR1818	M2CR1826	M2CR2222	M2CR2626	M2CR3034
Bromic Part Number	3735510	3735511	3735512	3735513	3735514	3735515
External Width (mm) x Depth (mm)	1800 x 1400	1800 x 1800	1800 x 2600	2200 x 2200	2600 x 2600	3000 x 3400
Volume (cubic metre)	4.28m³	5.71m³	8.56m³	8.92m³	12.84m³	21.8m³
Internal height (mm)	2340	2340	2340	2340	2340	2340
External height (mm)	2430	2430	2430	2430	2430	2430
Panel Thickness (mm)	85	85	85	85	85	85
Door Opening (H x W)	1900 x 800	1900 x 800	1900 x 800	1900 x 800	1900 x 800	1900 x 800

Matrix II Modular Coolroom WITH FLOOR

Bell included

Internal coving included

Made in Europe

Hinge

Inside Latch



Inside safety latch

The Matrix II Cool room is ideal for small and large spaces and is the perfect solution when a refrigerator is no longer enough. Extremely efficient and versatile

Door
- High density 85mm polyurethane insulated door
- Wide door opening for easy access (door opening 1900mm x 800mm)
- Standard Right hinge. Reversible

General Room Information
- Room can be used for coolroom only
- Modules are fixed together with cam locks - no need to cut/screw or glue panels together
- Cam locks are protected against corrosion and secured inside high resistance pvc boxes
- Quick and easy assembly or dismantling if relocating with internal coving for easy cleaning
- Audible bell included
- White powder coated galvanised steel cladding is used on the vertical walls and roof
- 85mm Polyurethane panels

Foodsafe floor, door opening and door seal

Outside latch and lock

Floor
- Supplied complete with floor
- Floor is reinforced, foodsafe with a skin plate finish
- All you require is a flat, solid level surface
- Coving included

Optional extras (POA)
- Choice of Chiller refrigeration system - see page 54
- Shelving - see page 57
- Strip curtain (Product Code: 3735560)
- Installation (POA)

These rooms are not designed to be installed outdoors

PORTABLE RELOCATEABLE

These rooms can be quickly and simply dissassembled for transportation to another location

ASSEMBLY IN UNDER 3 HOURS

Assembly is done within the coolroom. This is perfect for full usage of room height whilst taking maximum advantage of the available space. The modules are assembled with cam locks consisting of a corrosion-proof cam and pin allowing quick and easy assembly within 3 hours.

See page 54 for matching "Refrigeration Unit to Coolroom Size"

BROMIC

Matrix II Modular Coolroom WITH FLOOR

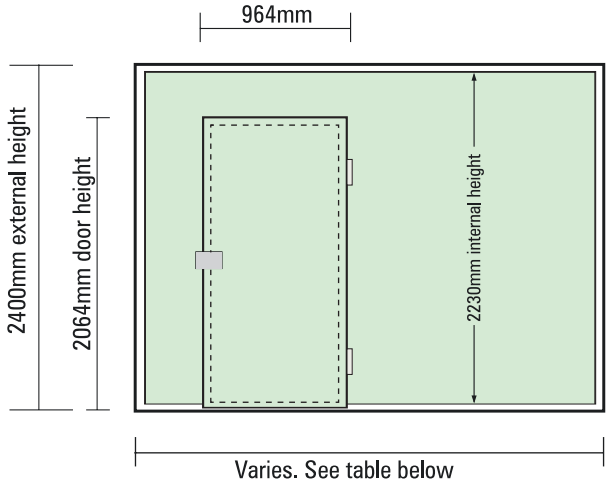

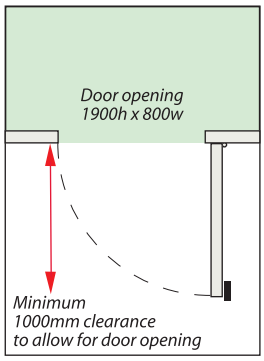

Door Clearance

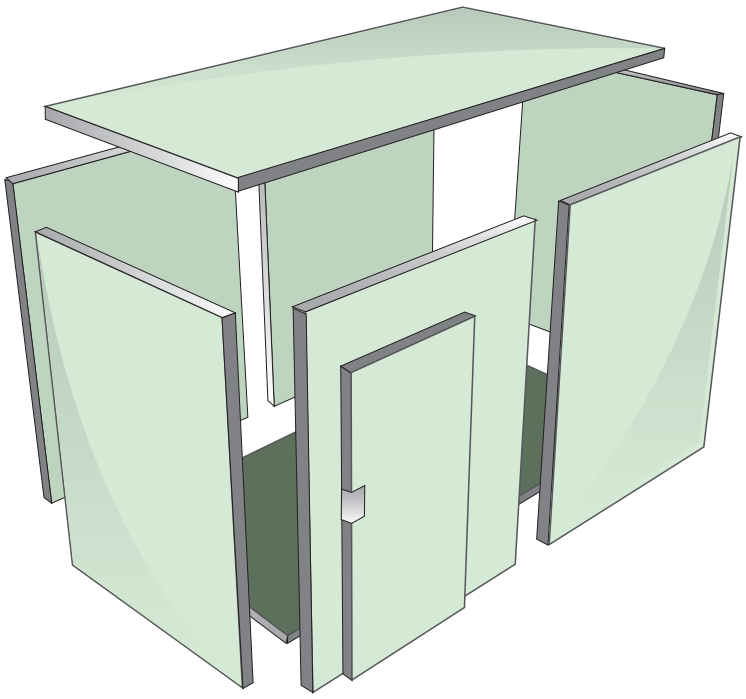

Cam-lock alan key construction

Foodsafe floor, door opening and door seal

Call **1300-BROMIC** for professional installation (POA) See page 56 for Coolroom Pre-Installation Checklist.
BROMIC can arrange a professional site survey in most Australian metro areas (POA)

WARRANTY 5 yr PANELS ONLY

Matrix II Modular Coolroom WITH Floor

	M2CR1814F	M2CR1818F	M2CR1826F	M2CR2222F	M2CR2626F	M2CR3034F
Bromic Part Number	3735535	3735536	3735537	3735538	3735539	3735526
External Width (mm) x Depth (mm)	1800 x 1400	1800 x 1800	1800 x 2600	2200 x 2200	2600 x 2600	3000 x 3400
Volume (cubic metre)	4.28m³	5.71m³	8.56m³	8.92m³	12.84m³	21.8m³
Internal height (mm)	2230	2230	2230	2230	2230	2230
External height (mm)	2400	2400	2400	2400	2400	2400
Panel Thickness (mm)	85	85	85	85	85	85
Door Opening (H x W)	1900 x 800	1900 x 800	1900 x 800	1900 x 800	1900 x 800	1900 x 800

Matrix II Modular Freezer

WITH HEATED DOOR

Hinge

Inside Latch

Inside safety latch

Bell included

Internal coving included

Heated door included

Pressure release valve included

Made in Europe

The Matrix II Freezer room is ideal for small and large spaces and is the perfect solution when a refrigerator is no longer enough. Extremely efficient and versatile

Door
- High density 85mm polyurethane insulated door
- Wide door opening for easy access (door opening 1900mm x 800mm)
- Standard Right hinge. Reversible
- Heated door frame

General Room Information
- Includes pressure relief valve and heated door
- Modules are fixed together with cam locks - no need to cut/screw or glue panels together
- Cam locks are protected against corrosion and secured inside high resistance pvc boxes
- Quick and easy assembly or dismantling if relocating with internal coving for easy cleaning
- Audible bell included
- White powder coated galvanised steel cladding is used on the vertical walls and roof
- 85mm Polyurethane panels

Foodsafe floor, door opening and door seal

Outside latch and lock

Floor
- Supplied complete with skinplate floor
- Floor is reinforced and food safe
- All you require is a flat, solid level surface
- Coving included

Optional extras (POA)
- Freezer refrigeration system - see page 55
- Shelving - see page 57
- Strip curtain (Product Code: 3735560)
- Installation (POA)

NB: Contains electric 240volt heating element that must be connected by a licensed contractor

These rooms are not designed to be installed outdoors

PORTABLE RELOCATEABLE

These rooms can be quickly and simply dissassembled for transportation to another location

ASSEMBLY IN UNDER 3 HOURS

Assembly is done within the coolroom. This is perfect for full usage of room height whilst taking maximum advantage of the available space. The modules are assembled with cam locks consisting of a corrosion-proof cam and pin allowing quick and easy assembly within 3 hours.

See page 55 for matching "Refrigeration Unit to Freezer Room Size"

BROMIC

Matrix II Modular Freezer

WITH HEATED DOOR

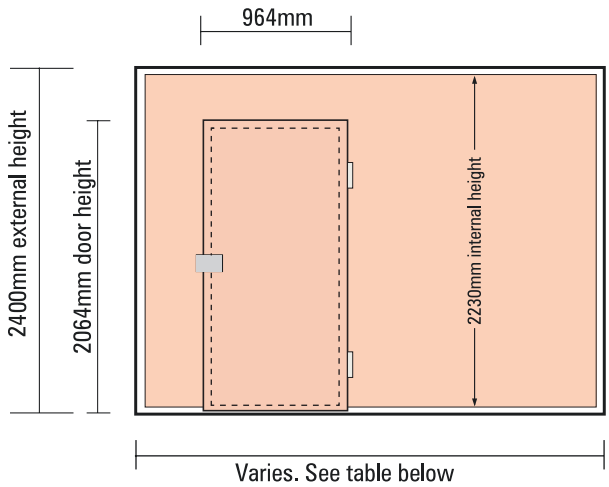

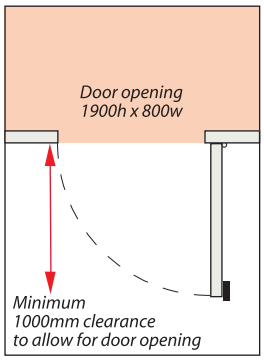

Door Clearance

Heated circuit around door ensures easy opening and closing

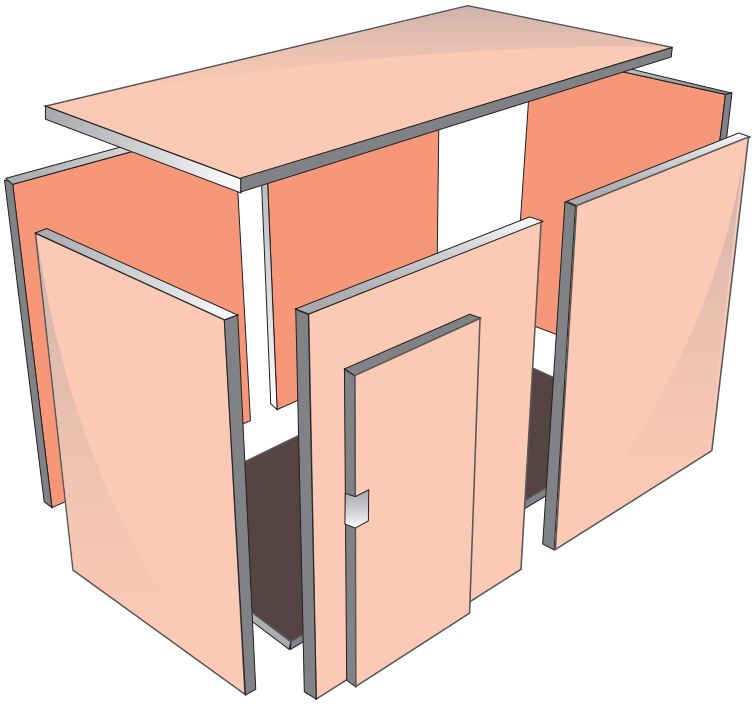

Cam-lock alan key construction

Foodsafe floor, door opening and door seal

Call **1300-BROMIC** for professional installation (POA) See page 56 for Coolroom Pre-Installation Checklist.
BROMIC can arrange a professional site survey in most Australian metro areas (POA)

WARRANTY 5 yr PANELS ONLY

Matrix II Modular FREEZER ROOM with Heated Door

	M2FR1814F	M2FR1818F	M2FR1826F	M2FR2222F	M2FR2626F	M2FR3034F
Bromic Part Number	3735530	3735531	3735532	3735533	3735534	3735528
External Width (mm) x Depth (mm)	1800 x 1400	1800 x 1800	1800 x 2600	2200 x 2200	2600 x 2600	3000 x 3400
Volume (cubic metre)	4.28m³	5.71m³	8.56m³	8.92m³	12.84m³	21.8m³
Internal height (mm)	2230	2230	2230	2230	2230	2230
External height (mm)	2400	2400	2400	2400	2400	2400
Panel Thickness (mm)	85	85	85	85	85	85
Door Opening (H x W)	1900 x 800	1900 x 800	1900 x 800	1900 x 800	1900 x 800	1900 x 800

Selecting the correct REFRIGERATION SYSTEM for your COOLROOM

STEP 1: Select STANDARD or WITH FLOOR.
STEP 2: Select the Room Size column you require. (eg. 1.8 x 1.8m), noting the Room Size model number (eg. M2CR1818)
STEP 3: Select either **General** or **Heavy** usage.
STEP 4: Select the type of Motor required (eg. Slide In; Drop In; Split System or Wine Block)
STEP 5: Reading down the Room size column, find available Motor indicated by green tick ✓

USAGE GUIDELINES	GENERAL USAGE	HEAVY USAGE
	Less than 10 room entries per day Less than 75kg of product per cubic metre Indoor application	10 or more room entries per day (maximum 40 openings) 75kg 0r more of product per cubic metre Indoor application

NB: Usage requires technical knowledge for selecting the correct refrigeration system.

STANDARD

	Room Size (All 2400mm in height)	1.8x1.4m	1.8x1.8m	1.8x2.6m	2.2x2.2m	2.6x2.6m	3.0 x 3.4m
	Coolroom Model No.	M2CR1814	M2CR1818	M2CR1826	M2CR2222	M2CR2626	M2CR3034
GENERAL USAGE	**Drop In Motor**						
	MSB125T	✓	✓				
	MSB225N			✓	✓	✓	
	MSB225T						✓
	Slide In Motor						
	MGM106	✓					
	MGM110		✓				
	MGM211			✓	✓		
	MGM213					✓	✓
	Split/Remote Systen Motor						
	MSP121T	✓					
	MSP221N		✓	✓	✓		
	MSP221T					✓	✓
	Wine Block						
	SLIDE IN RCV102	✓	✓	✓	✓	✓	
	SLIDE IN RCV201						✓
	SLIDE IN RCV202	For large rooms and cellars see page 62					
	SPLIT RDV102	✓	✓	✓	✓	✓	
	SPLIT RDV201						✓
	SPLIT RDV202	For large rooms and cellars see page 62					
HEAVY USAGE	**Drop In Motor**						
	MSB225N	✓	✓				
	MSB225T			✓	✓		
	MSB135N					✓	
	MSB135T						✓
	Slide In Motor						
	MGM211	✓	✓				
	MGM213			✓	✓		
	MGM315					✓	
	MGM320						✓
	Split/Remote System Motor						
	MSP221N	✓	✓				
	MSP221T			✓	✓		
	MSP135T					✓	✓

WITH FLOOR

	Room Size (All 2400mm in height)	1.8x1.4m	1.8x1.8m	1.8x2.6m	2.2x2.2m	2.6x2.6m	3.0 x 3.4m
	Coolroom Model No.	M2CR1814F	M2CR1818F	M2CR1826F	M2CR2222F	M2CR2626F	M2CR3034F
GENERAL USAGE	**Drop In Motor**						
	MSB125T	✓	✓	✓	✓		
	MSB225N					✓	
	MSB135N						✓
	Slide In Motor						
	MGM106	✓	✓				
	MGM110			✓	✓		
	MGM211					✓	
	MGM315						✓
	Split/Remote System Motor						
	MSP121T	✓	✓				
	MSP221N			✓	✓	✓	
	MSP135T						✓
	Wine Block						
	SLIDE IN RCV102	✓	✓	✓	✓	✓	
	SLIDE IN RCV201						✓
	SLIDE IN RCV202	For large rooms and cellars see page 62					
	SPLIT RDV102	✓	✓	✓	✓	✓	
	SPLIT RDV201						✓
	SPLIT RDV202	For large rooms and cellars see page 62					
HEAVY USAGE	**Drop In Motor**						
	MSB125T	✓					
	MSB225N		✓	✓	✓		
	MSB225T					✓	
	MSB135N						✓
	Slide In Motor						
	MGM110	✓					
	MGM211		✓	✓	✓		
	MGM213					✓	
	MGM315						✓
	Split/Remote System Motor						
	MSP221N	✓	✓				
	MSP221T			✓	✓	✓	
	MSP135T						✓

Above charts serve as a guide only. Maximum ambient temperature: 45° C. WineBlock: 40° C. **See page 56: Pre Installation Checklist.**
Installation available in most Metro and major Regional areas subject to:
Flat and level surface - Clear and easy access installation point (including provision for unloading) - Provision of adequate ventilaition and power(within 2m of site) - Additional charges may apply if lifting equipment is required - Subject to site inpection by a licensed refrigeration technician and completion of Bromic Site Checklist - Call our Sales office to arrange a quotation.

BROMIC

Select the correct REFRIGERATION SYSTEM for your FREEZER ROOM

STEP 1: Select the Room Size column you require. (eg. 1.8 x 1.8m), noting the Room Size model number (eg. M2FR1818F)

STEP 2: Select either **General** or **Heavy** usage.

STEP 3: Select the type of Motor required (eg. Slide In; Drop In; Split System)

STEP 4: Reading down the Room size column, find available Motor indicated by green tick ✓

USAGE GUIDELINES	GENERAL USAGE	HEAVY USAGE
	Less than 10 room entries per day Less than 75kg of product per cubic metre Indoor application	10 or more room entries per day (maximum 40 openings) 75kg or more of product per cubic metre Indoor application

NB: Usage requires technical knowledge for selecting the correct refrigeration system.

✓ Single refrigeration system required

✓✓ Two refrigeration systems may be required, depending upon temperature required and ambient temperature. Call Customer Care for assistance

FREEZER ROOM - with floor

	Room Size (All 2400mm in height)	1.8x1.4m	1.8x1.8m	1.8x2.6m	2.2x2.2m	2.6x2.6m	3.0 x 3.4m	
	Coolroom Model No.	M2FR1814F	M2FR1818F	M2FR1826F	M2FR2222F	M2FR2626F	M2FR3034F	
GENERAL USAGE	**Drop In Motor**							
	BSB125T	✓						
	BSB225T		✓	✓	✓			
	BSB135T					✓	✓✓	BSB135T BSB125T
	Slide In Motor							
	BGM218	✓						
	BGM220		✓	✓	✓			
	BGM320					✓		
	BGM330						✓✓	BGM330 BGM218
	Split/Remote System Motor							
	BSP221N	✓	✓					
	BSP135N			✓	✓			
	BSP135T					✓	✓✓	BSP221N BSP135T
HEAVY USAGE	**Drop In Motor**							
	BSB225T	✓						BSB135T BSB125T
	BSB135T		✓	✓	✓	✓✓	✓✓	BSB135T BSB135T
	Slide In Motor							
	BGM320	✓	✓					
	BGM330			✓	✓	✓✓	✓✓	BGM330 BGM320
	Split/Remote System Motor							BGM330 BGM218
	BSP221N							
	BSP135N	✓	✓					
	BSP135T			✓	✓	✓✓	✓✓	BSP135T BSP135T
								BSP135T BSP221N

Above charts serve as a guide only. Maximum ambient temperature = 45° C. **See page 56: Pre Installation Checklist.**

Installation available in most Metro and major Regional areas subject to:

Flat and level surface - Clear and easy access installation point (including provision for unloading) - Provision of adequate ventilaition and power(within 2m of site) - Additional charges may apply if lifting equipment is required - Subject to site inpection by a licensed refrigeration technician and completion of Bromic Site Checklist - Call our Sales office to arrange a quotation.

Coolroom/Freezer room Pre-installation Checklist

CUSTOMER DETAILS

Project/Customer name

Contact Name

Contact Number

PRODUCT DETAILS DETAILS

Room Type

Room Size

Floor Required YES | NO

Refrigeration System

☐ Slide-in ☐ Drop-in ☐ Split/Remote

Model

Door Hinge

☐ Left ☐ Right

Is room under cover? YES | NO

Shelving Required

YES | NO

☐ Standard

☐ Other *(specify)*

Freight

☐ BROMIC Carrier OR

☐ Nominate preferred Carrier

Delivery to:

Kerb-side

Into store (not standard- extra cost will be levied)

Comments

SITE INSPECTION DETAILS

Is a BROMIC installation required?

Y | N

Required Installation date

NB. A minimum of 5 working days is required for all Bromic installations

Do you require a site survey?

Y | N

Bromic recommends a site survey to confirm site suitability. Please contact Bromic on 1300 276 642 to arrange an authorised representative or agent (POA)

General

All boxes below must be marked **YES** or **NO**. Relevant information must be provided for installation to proceed

1. Has a floor plan & details of the store layout been provided?

☐ *Must accompany this form*

2. Is there adequate flat and level floor space for relevant room size?

☐ *Floors that are NOT level or solid may adversely impact on room operation*

3. Has the location of the door and refrigeration unit been determined? (ensure adequate clearance from other appliances eg. aircon units etc.)

☐ *Mark on your diagram*

4. Is there adequate clearance* height? (Please indicate height)

☐ Allow 2550mm for standard Slide in unit and 3100mm for drop in unit

5. Is there adequate clearance for door to open?

☐ *Opens to the right (standard)*

6. Is there adequate power? If **NO**, does customer have own electrician?

☐ *Single phase 240V - 10,15 or 25(32) amp depending on unit size*

7. Is there adequate ventilation?

☐ *Condensor unit gives off heat - sufficient ventilation must be present to keep ambient room temp below 32°C at all times*

8. Is there adequate site access for delivery of the room?

Y | N

9. WINEBLOCK ONLY
Has water inlet been installed for connection?

Y | N *Circle answer*

10. SPLIT/REMOTE SYSTEMS
All Split/Remote systems require drainage.
Has drainage been provided?

Y | N *Circle answer*

11. Have all the relevant approvals been received? eg. Land/Building owner, Building codes etc.

Bromic is not responsible for any approvals

Use a separate sheet or graph paper to indicate position of where the modular room/s is to be located in relation to your site layout.
Also show where the door and refrigeration unit are to be positioned.

***Clearance**. *Clearance is measured from the floor to the nearest physical object eg. water pipes, prinklers, cable trays, light fittings etc*

ADDITIONAL REQUIREMENTS

Prices exclude GST

☐ Strip Curtain (Product Code: 3735560) POA

☐ Other (Detail below)

DELIVERY/ INSTALLATION

To be completed for ALL MATRIX modular coolroom requirements

Install at:

Deliver to:

Note: We must have access to deliver at least one day *prior to installation*

Delivery Date:

Site Contact:

Phone number:

Special instructions:

AUTHORISATION

I accept that I have provided all the information contained herewith and will not hold BROMIC liable for information incorrectly provided.

Signature:

Name in full:

SHELVING Coolroom/Freezer room

(Shelving sold separately)

Bromic's modular shelving components allow you to organise your coolroom/freezer and thus optimise the available space.
Available in a variety of shelf lengths to suit all our coolroom sizes, these shelf units are made from durable, rust proof zinc plated steel and can be assembled in minutes.

- Quick assembly and disassembly
- Easy to clean, food safe
- Rustproof
- Selection of shelf lengths
- 1800mm high - maximum use of interior space
- 120kg per metre load capacity
- Adjustable feet to ensure level

Each shelf unit has 4 shelves

NO NUTS
NO BOLTS

Typical shelf deployment in various sized Coolrooms/Freezer rooms

(other permutations are possible - guide only)

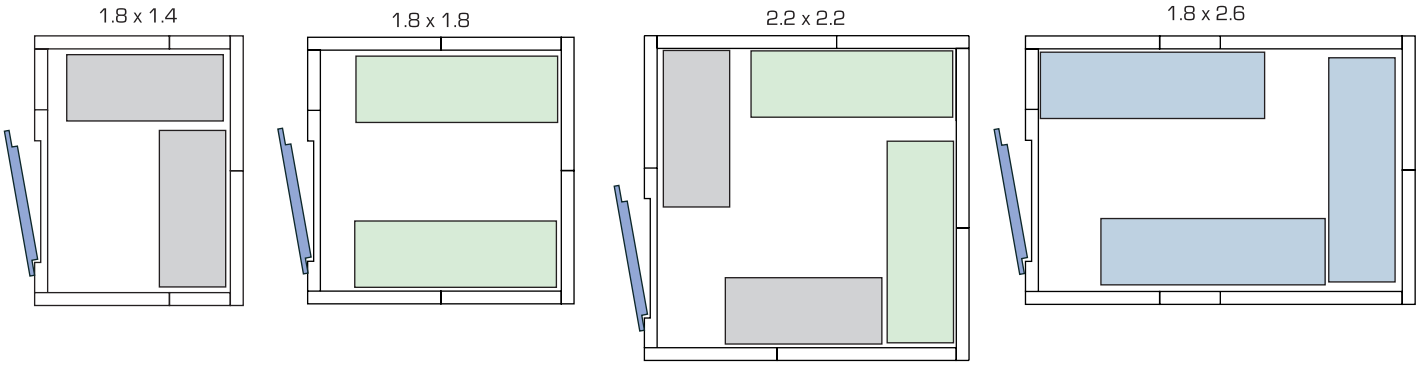

1050 x 450
Part No. 3535860

1200 x 450
Part No. 3535861

1350 x 450
Part No. 3535862

1500 x 450
Part No. 3535863

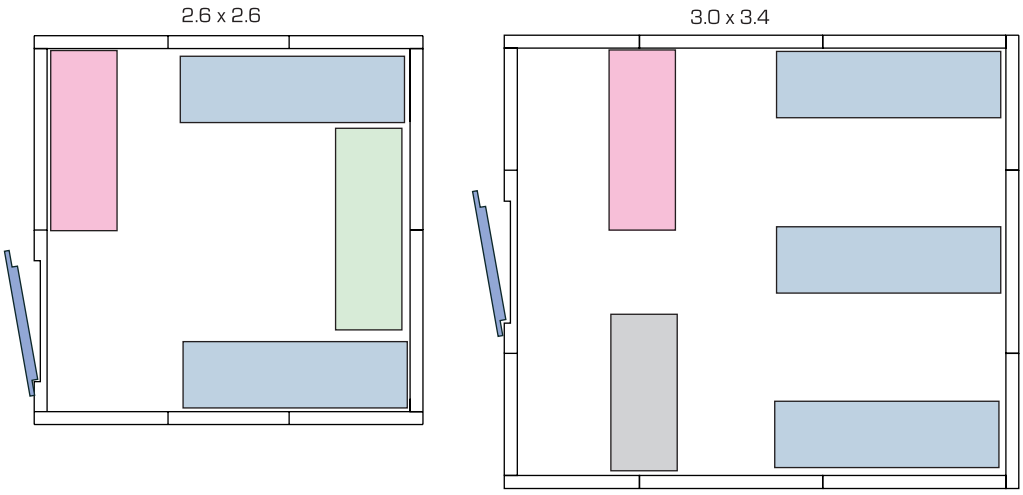

SHELVING - Coolroom / Freezer Room				
Bromic Part Number	3535860	3535861	3535862	3535863
Dimensions(mm): Height	1800	1800	1800	1800
Length	1050	1200	1350	1500
Depth	450	450	450	450
Number of shelves	4	4	4	4
Shelf material	Steel	Steel	Steel	Steel

refrigeration systems

for coolrooms and freezer rooms

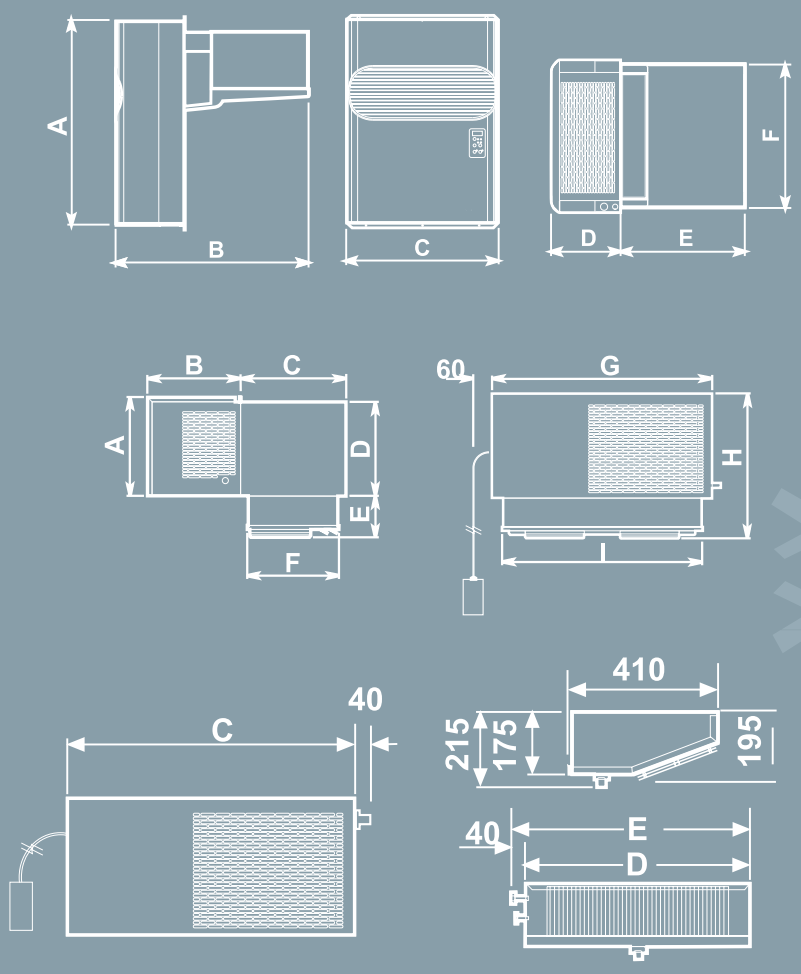

Drop-In System
Slide-In System
Split/Remote System
WineBlock System

BROMIC

ZANOTTI DROP IN Refrigeration System

ZANOTTI

Made in Italy

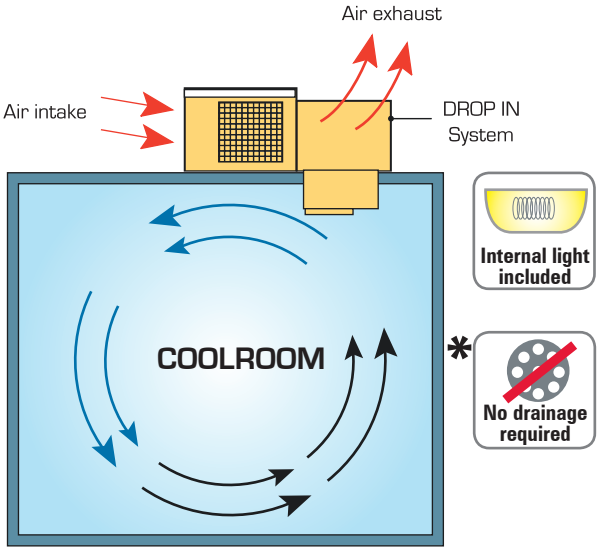

Digital Controller

Digital Controller with easy to use user interface, programmable according to system requirements
Main functions:
- Adjustment of thermostat differential
- Entering work setting
- Automatic or manual defrost
- Evaporator fans start delay
- Pause after defrost to drain condensation water
- Sensor breakdown alarm
- Turning cold room light on
- Protection on number of pressure switch cut-ins.

Features:
- No drainage required - unit incorporates condensate vaporisation system*
- Reduced electrical supply required due to hot gas defrost on all models
- Coldroom bulkhead light and prewired connection supplied with each unit
- Vertical condenser discharge lending the unit to ceiling cavity hot air disposal
- Digital controller incorporating anti short cycle timer and defrost termination
- Both medium and low temperature units rated to 45° C ambient
- R404A refrigerant used in all systems
- Three pin plug fitted to all units
- Prewired for door sensor (and door heater on low temperature models.)

* Drainage may be required for certain applications/areas- POA

WARRANTY 1 yr PARTS	CHILLER Medium Temperature Range -5 to +10°C Room Temp.					FREEZER Low Temperature Range -5 to -25°C Room Temp.		
	MSB125T	MSB225N	MSB225T	MSB135N	MSB135T	BSB125T	BSB225T	BSB135T
Bromic Part Number	3835102	3835103	3835104	3835106	3835105	3835150	3835151	3835152
Capacity (Watts)	1450W	2080W	2450W	3270W	4400W	1190W	1690W	2480W
Temperature range (°C)	-5 to +10°C	-5 to +10°C	-5 to +10°C	-5 to +10°C	-5 to +10°C	-5 to -25°C	-5 to -25°C	-5 to -25°C
Max ambient temp (°C)	45°C	45°C	45°C	45°C	45°C	45°C	45°C	45°C
Run/Full-Load Amps (Amps)	5/8.4A	6.3/12.0A	7/12.5A	10/19.7A	12.3/23.9A	5.6/9.1A	7.7/21.1A	7.5/22.0A
External Dimensions	See below	See below	See below	See below	See below	See below	See below	See below
Defrost Type	Hot gas	Hot gas	Hot gas	Hot gas	Hot gas	Hot gas	Hot gas	Hot gas
Type of control	Electronic	Electronic	Electronic	Electronic	Electronic	Electronic	Electronic	Electronic
Temperature display	Digital	Digital	Digital	Digital	Digital	Digital	Digital	Digital
Interior light	Yes	Yes	Yes	Yes	Yes	Yes	Yes	Yes
Gross weight (kg)	59kg	74kg	75kg	92kg	98kg	68kg	87kg	102kg
Refrigerant	R404a	R404a	R404a	R404a	R404a	R404a	R404a	R404a
Single Phase required	Yes	Yes	Yes	Yes	Yes	Yes	Yes	Yes

See page 54/55 for matching "Refrigeration Unit to Coolroom Size"

DIMENSIONS

SINGLE COMPONENT

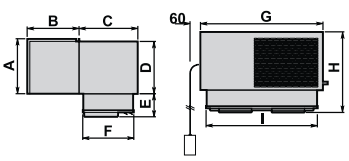

Model/mm	A	B	C	D	E	F	G	H	I
MSB125T/BSB125T	357	337	382	340	150	332	620	506	545
MSB225N/MSB225T/BSB225T	390	427	382	360	150	332	820	540	745
MSB135N/MSB135T/BSB135T	427	427	502	410	220	452	820	645	745

ZANOTTI SLIDE IN Refrigeration System

ZANOTTI

Made in Italy

Internal light included

* No drainage required

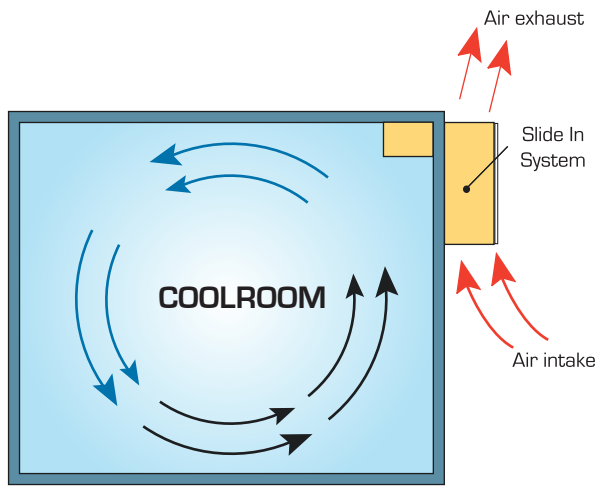

Digital Controller

Digital Controller with easy to use interface, programmable according to system requirements
Main functions:
- Adjustment of thermostat differential
- Entering work setting
- Automatic or manual defrost
- Evaporator fans start delay
- Pause after defrost to drain condensation water
- Sensor breakdown alarm
- Turning cold room light on
- Protection on number of pressure switch cut-ins.

Features:
- No drainage required - unit incorporates condensate vaporisation system*
- Reduced electrical supply required due to hot gas defrost
- Coldroom bulkhead light and prewired connection supplied with each unit
- Vertical condenser discharge lending the unit to ceiling cavity hot air disposal
- Digital controller incorporating anti short cycle timer and defrost termination
- Both medium and low temperature units rated to 45° C ambient
- R404A refrigerant used in all systems
- Three pin plug fitted to all units
- Prewired for door sensor (and door heater on low temperature models.)

* Drainage may be required for certain applications/areas- POA

WARRANTY 1 yr PARTS	CHILLER Medium Temperature Range -5 to +10°C Room Temp.						FREEZER Low Temperature Range -5 to -25°C Room Temp.			
	MGM106	MGM110	MGM211	MGM213	MGM315	MGM320	BGM218	BGM220	BGM320	BGM330
Bromic Part Number	3835201	3835203	3835204	3835205	3835206	3835207	3835254	3835251	3835252	3835253
Capacity (Watts)	1100W	1500W	1960W	2600W	3440W	3850W	1210W	1660W	2190W	2650W
Temperature range (°C)	-5 to +10°	-5 to +10°	-5 to +10°	-5 to +10°	-5 to +10°	-5 to +10°	-5 to -25°	-5 to -25°	-5 to -25°	-5 to -25°
Max ambient temp (°C)	45°C	45°C	45°C	45°C	45°C	45°C	45°C	45°C	45°C	45°C
Run/Full-Load Amps (Amps)	5/8.3A	5.6/11.2A	6.9/12.4A	9.3/18.0A	8.5/16.1A	11.5/17.1A	5.9/11.7A	7.5/20.9A	9.9/25.1A	9.9/25.1A
External Dimensions	See below	See below	See below	See below	See below	See below	See below	See below	See below	See below
Defrost Type	Hot gas	Hot gas	Hot gas	Hot gas	Hot gas	Hot gas	Hot gas	Hot gas	Hot gas	Hot gas
Type of control	Electronic	Electronic	Electronic	Electronic	Electronic	Electronic	Electronic	Electronic	Electronic	Electronic
Temperature display	Digital	Digital	Digital	Digital	Digital	Digital	Digital	Digital	Digital	Digital
Interior light	Yes	Yes	Yes	Yes	Yes	Yes	Yes	Yes	Yes	Yes
Gross weight (kg)	56kg	64kg	80kg	80kg	98kg	100kg	80kg	80kg	105kg	105kg
Refrigerant	R404a	R404a	R404a	R404a	R404a	R404a	R404a	R404a	R404a	R404a
Single Phase required	Yes	Yes	Yes	Yes	Yes	Yes	Yes	Yes	Yes	Yes

See page 54/55 for matching "Refrigeration Unit to Coolroom Size"

DIMENSIONS

SINGLE COMPONENT

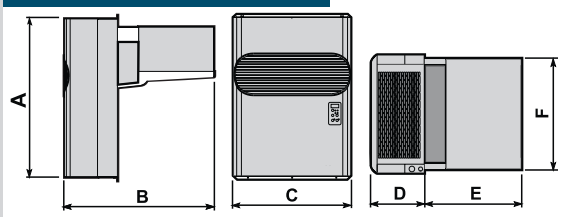

Model/mm	A	B	C	D	E	F
MGM106/110	735	790	400	280	510	368
MGM211/211ASP/213 BGM218/220	830	790	620	280	510	585
MGM315/320 BGM320/330	830	862	620	350	512	585

BROMIC

ZANOTTI SPLIT/REMOTE Refrigeration System

ZANOTTI

Made in Italy

Condensing Unit

Evaporator

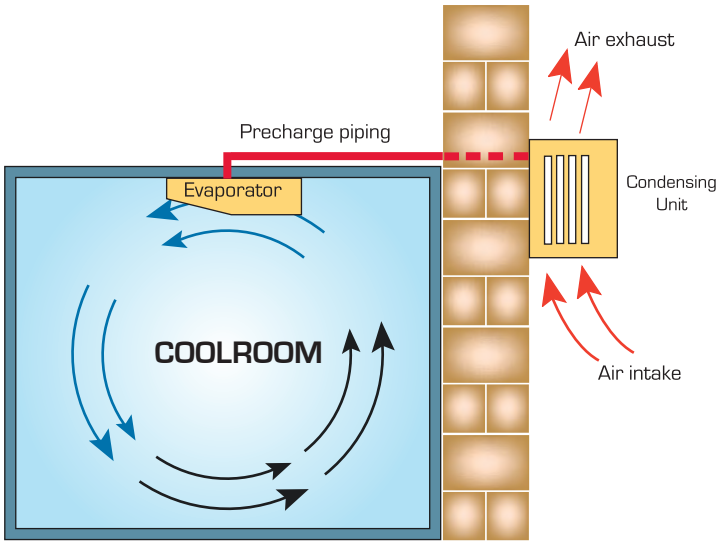

Digital Controller

Digital Controller with easy to use interface, programmable according to system requirements
Main functions:
- Adjustment of thermostat differential
- Entering work setting
- Automatic or manual defrost
- Evaporator fans start delay
- Sensor breakdown alarm
- Protection on number of pressure switch cut-ins.

The Zanotti Split/Remote sytems consist of two parts:
The Condensing unit, for installation on the ceiling or floor, outside the cold room.
The Evaporating unit installed on the ceiling, inside the cold room.
The Split/Remote series units are delivered ready to use, tested and precharged with refrigerant. A standard length of 2.5m precharged connection tubing is supplied. (extra precharged piping available -POA)

Features:
- Fully automatic, electric type defrosting
- Electrical panel with electronic control station
- Remote control panel
- Extremely fast to assemble thanks to quick connection joints
- Reduced installation costs and times
- High efficiency in compact dimensions
- Requires drainage

Option: Precharge piping (5m and 10m) POA

WARRANTY 1 yr PARTS	CHILLER Medium Temperature Range -5 to +10°C Room Temp				FREEZER Low Temperature Range -5 to -25°C Room Temp.		
	MSP121T	MSP221N	MSP221T	MSP135T	BSP221N	BSP135N	BSP135T
Bromic Part Number	3835301	3835302	3835303	3835304	3835351	3835352	3835353
Capacity (Watts)	1145W	1964W	2232W	3950W	1425W	2102W	2453W
Temperature range (°C)	-5 to +10°C	-5 to +10°C	-5 to +10°C	-5 to +10°C	-5 to -25°C	-5 to -25°C	-5 to -25°C
Max ambient temp (°C)	45°C	45°C	45°C	45°C	45°C	45°C	45°C
Run/Full-Load Amps (Amps)	5.4/6.2A	6.3/12A	6.9/12.4A	24/12.4A	6.1/11.9A	6.3/12.5	11.2/26.5A
Defrost Amps	1.9A	3.4A	3.4A	5.4A	3.75A	4.5A	5.9A
External Dimensions	See below	See below	See below	See below	See below	See below	See below
Defrost Type	Electronic	Electronic	Electronic	Electronic	Electronic	Electronic	Electronic
Type of control	Electronic	Electronic	Electronic	Electronic	Electronic	Electronic	electronic
Temperature display	Digital	Digital	Digital	Digital	Digital	Digital	Digital
Gross weight (kg)	56kg	78kg	80kg	98kg	80kg	100kg	106kg
Refrigerant	R404a	R404a	R404a	R404a	R404a	R404a	R404a
Single Phase required	Yes	Yes	Yes	Yes	Yes	Yes	Yes

See page 54/55 for matching "Refrigeration Unit to Coolroom Size"

DIMENSIONS

TWO COMPONENTS

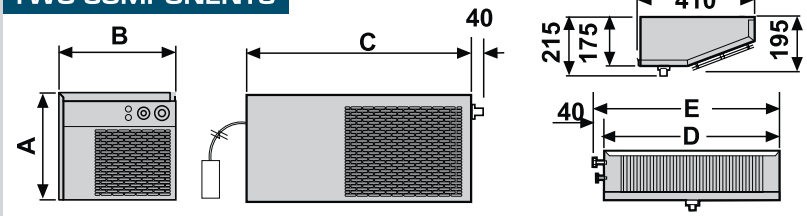

Condensor

Evaporator

Model/mm	A	B	C	D	E
MSP121	357	337	620	614	654
MSP/BSP221N/T	390	427	820	1034	1074
MSP/BSP135N/T	427	427	820	1614	1654

ZANOTTI WineBlock Refrigeration System

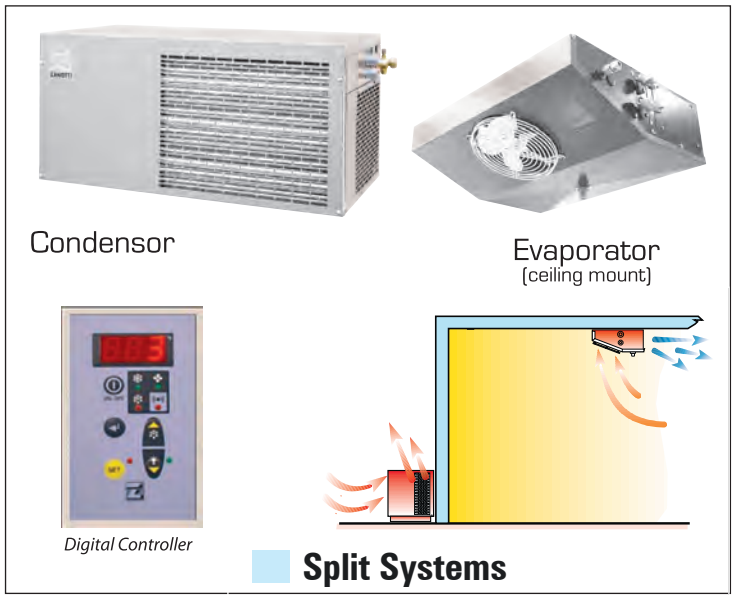

Wine is intimately tied to two fundamentally important elements which assure an appropriate conservation and refinement: Temperature and humidity
The environment in which your wine is kept is vital to preserve the wine's complexity of fragrances, aromas, colours and flavours. The Wineblock range guarantees optimal conditions and the maintenance of the ideal temperature.
Wineblocks are ready for use, tested and guaranteed, for small and medium sized spaces.
The electronic box, easy to use and already programmed, allows full control over the functionality of the machine.
NB. The Wineblock Systems require a water supply for the humidifier.

- Appropriate humidity through humidification and dehumidification
- Permanent and constant air circulation
- Low energy consumption
- Low noise
- Automatic air defrost

Includes automatic humidifier

See page 54 for matching "Refrigeration Unit to Coolroom Size"

WARRANTY 1 yr PARTS	SLIDE - IN RCV102	RCV201	RCV202	SPLIT SYSTEM RDV102	RDV201	RDV202
Bromic Part Number	3835055	3835060	3835065	3835023	3835027	3835032
Capacity (Watts)	1000W	1400W	2000W	1000W	1400W	2000W
Temperature range (°C)	+10 to +20°C	+10 to +20°C	+10 to +20°C	+10 to +20°C	+10 to +20°C	+10 to +20°C
Max ambient temp (°C)	+ 40°C	+ 40°C	+ 40°C	+ 40°C	+ 40°C	+ 40°C
*RunAmps (Amps)**	8.4A	11A	13.9A	8.6A	11.4A	13.6A
External Dimensions	See below	See below	See below	See below	See below	See below
Type of control	Electronic	Electronic	Electronic	Electronic	Electronic	Electronic
Temperature display	Digital	Digital	Digital	Digital	Digital	Digital
Gross weight (kg)	52kg	77kg	79kg	Cu 36kg / Ev 13kg	Cu 61kg / Ev 19kg	Cu 63kg / Ev 19kg
Refrigerant	R404a	R404a	R404a	R404a	R404a	R404a
Room volume (cubic metre)	45m³	60m³	100m³	45m³	60m³	100m³

*At room temp. of +14°C and Ambient of +30°C

SO These units available on special order only. SO

DIMENSIONS

Slide-In System - Single component

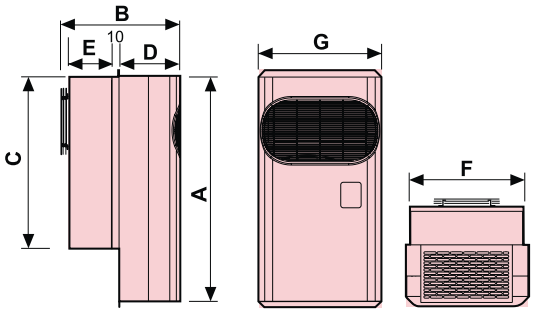

Model/mm	A	B	C	D	E	F	G
RCV102	735	435	570	215	182	375	400
RCV201	735	435	570	215	182	595	620
RCV202	735	435	570	215	182	595	620

Split System - Two components

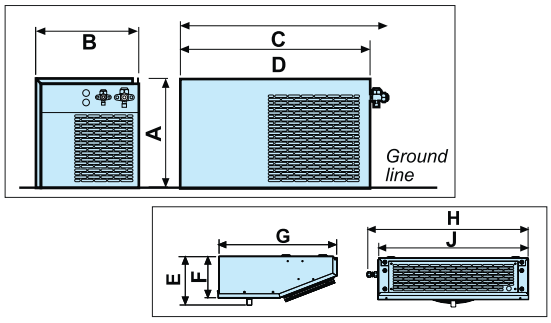

Model/mm	A	B	C	D	E	F	G	H	J
RDV102	357	337	682	620	215	175	490	669	614
RDV201	390	427	882	820	215	175	490	1089	1034
RDV202	390	427	882	820	215	175	490	1089	1034